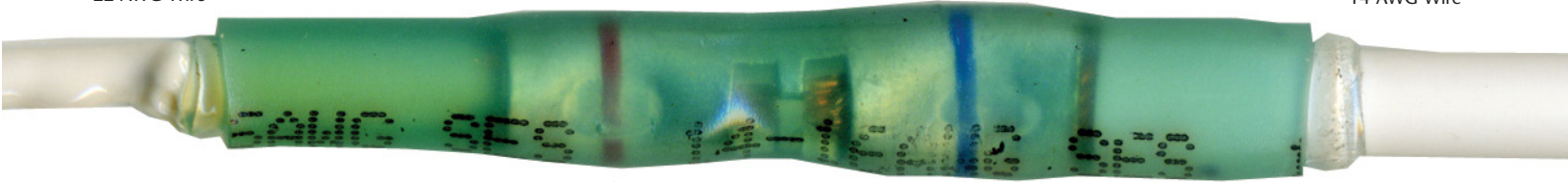


# Stepdown Butt Connectors

22 AWG Wire

14 AWG Wire




↑ Has two stripes - one on each end ↑

- Indicates wire size to insert and which crimp die to use
- Provides alignment for tool to crimp center of barrel.

## Why is ours so much better?

### NSPA

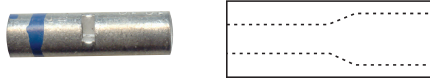


We vary the inside AND the outside diameter of the connector which means that both sides will make a sound mechanical crimp. Also, has a window which allows for visual inspection  
**EASY TO CRIMP & PROVIDES STRONG CRIMP TERMINATION!**




Has two stripes - one on each end - to indicate which wire size to insert. Plus, the stripe matches the crimp die that needs to be used. For example, the blue stripe indicates the side where a 14 AWG or 16 AWG wire is to be inserted, and it will be crimped in the blue crimp die. **MAKES SENSE!**

### OTHERS



The outside diameter of the butt connector is the same on both ends and only the inside diameter is adjusted for the different wire gauge. This means that the side for the smaller wire has a much thicker wall than normal and is extremely difficult to crimp. **ALMOST IMPOSSIBLE TO CRIMP PROPERLY & WIRE CAN EASILY PULL OUT!!**



Has a color stripe to indicate where the smaller size of wire is inserted. However, it must be crimped in the larger crimp die. For example, on their connector for 14-16 to 10-12 AWG, the BLUE stripe indicates the side where a 16-14 AWG wire is to be inserted. However, it must be crimped in the YELLOW crimp die. **CONFUSING!**



#### SEALED CRIMP CONNECTORS

Part #	Description	Color
KS56-20	24 to 22-18 AWG	Red
KS56-16	18-22 to 16-14 AWG	Blue
KS56-14	14-16 to 12-10 AWG	Yellow
KS56-10	10-12 to 8 AWG	Pink



#### VINYL CONNECTORS

Part #	Description	Color
WTV-56-20	24-26 AWG to 22-18 AWG	Red
WTV-56-16	22-18 AWG to 16-14 AWG	Blue
WTV-56-14	16-14 AWG to 12-10 AWG	Yellow
WTV-56-10	12-10 AWG to 8 AWG	Pink



#### SEALED CRIMP & SOLDER CONNECTORS

Part #	Description	Color
MLF56-20	24 AWG to 22-18 AWG	Red
MLF56-16	22-18 AWG to 16-14 AWG	Blue
MLF56-14	16-14 AWG to 12-10 AWG	Yellow
MLF56-10	12-10 AWG to 8 AWG	Pink



#### NON-INSULATED CONNECTORS

Part #	Description
ML56-20-BP	24-26 AWG to 22-18 AWG
ML56-16-BP	22-18 AWG to 16-14 AWG
ML56-14-BP	16-14 AWG to 12-10 AWG
ML56-10-BP	12-10 AWG to 8 AWG

